



Fiam IH Series Pulse Tools

- High speed: 4400 RPM to 7200 RPM
- Wide torque range: 10 N.m to 230 N.m (7.4 lbf.ft to 170 lbf.ft)
- Pistol grip and inline models
- Small and lightweight
- Minimum torque reaction
- Long life pulse unit

IHE90PA



IHE18A-MR



Protective
 Rubber
 Covers
 Available































Error-Proofing System































TOM System
 6F0864

Select pulse wrenches will work with the Fiam TOM Error-Proofing System. See TOM System catalog for additional information.

Auto Shut-Off Pneumatic Pulse Tools

Model Number	Tightening Torque		Idle Speed RPM	Starting System	Reversibility	Weight		Dimensions in.
	lbf.in	N.m				lb.	kg	
IHE18PA-MR	88.5 - 159.3	10 - 18	4400			2	0.920	1.81 x 6.69 x 6.61
IHE25PA-MR	123.9 - 230.1	14 - 26	7200			2	0.920	1.81 x 6.69 x 6.61
IHE25PA	132.6 - 239	15 - 27	7200			2	0.920	1.81 x 6.57 x 6.61
IHE35PA	194.7 - 309.8	22 - 35	6200			2.2	1.000	1.81 x 7.01 x 6.61
IHE55PA	327.5 - 504.5	37 - 57	7200			3	1.350	2.11 x 7.64 x 7.56
IHE90PA	566.4 - 796.5	64 - 90	5400			3.4	1.550	2.11 x 7.87 x 7.56
IHE120PA	752.3 - 1062	85 - 120	5300			4	1.850	2.32 x 8.23 x 7.68
IHE145PA	1062 - 1309.8	120 - 148	3600			5	2.260	2.52 x 8.50 x 8.03
IHE210PA	1283.3 - 1858.5	145 - 210	3700			6.8	3.100	2.83 x 9.41 x 8.46
IHE230PA	1593 - 2035.5	180 - 230	2700			8.3	3.800	3.07 x 10.35 x 9.13
IHE18A-MR	88.5 - 159.3	10 - 18	4200			1.8	0.800	1.81 x 8.82
IHE25A-MR	132.6 - 221.3	15 - 25	6800			1.8	0.800	1.81 x 8.82
IHE35A	194.7 - 309.8	22 - 35	7200			1.89	0.860	1.81 x 9.09
IHE45A	274.4 - 416	31 - 47	5000			2.1	0.970	1.81 x 9.53

Non Auto Shut-Off Pneumatic Pulse Tools

Model Number	Tightening Torque		Idle Speed RPM	Starting System	Reversibility	Weight		Dimensions in.
	lbf.in	N.m				lb.	kg	
IHE18P-MR	88.5 - 159.3	10 - 18	4400			1.98	0.900	1.81 x 6.69 x 6.61
IHE25P-MR	123.9 - 230.1	14 - 26	7200			1.98	0.900	1.81 x 6.69 x 6.61
IHE25P	132.8 - 239	15 - 27	7200			1.98	0.900	1.81 x 6.57 x 6.61
IHE35P	194.7 - 309.8	22 - 35	6200			2.1	0.970	1.81 x 7.01 x 6.61
IHE55P	327.5 - 504.5	37 - 57	7200			2.9	1.330	2.11 x 7.64 x 7.56
IHE90P	566.4 - 796.5	64 - 90	5400			3.36	1.530	2.11 x 7.87 x 7.56
IHE120P	752.3 - 1062	85 - 120	5300			4	1.850	2.32 x 8.23 x 7.68
IHE145P	1062 - 1309.8	120 - 148	3600			4.9	2.220	2.52 x 8.50 x 8.03
IHE210P	1283.3 - 1858.5	145 - 210	3700			6.8	3.100	2.83 x 9.41 x 8.46
IHE230P	1593 - 2035.5	180 - 230	2700			8.3	3.800	3.07 x 10.35 x 9.13
IHE18-MR	88.5 - 159.3	10 - 18	4200			1.8	0.800	1.81 x 8.82
IHE25-MR	132.6 - 221.3	15 - 25	6800			1.8	0.800	1.81 x 8.82
IHE35	194.7 - 309.8	22 - 35	7200			1.9	0.860	1.81 x 9.09
IHE45	274.4 - 416	31 - 47	5000			2.1	0.970	1.81 x 9.53

Legend		
 Reversible	 Pistol Grip Trigger Start	 Inline